

2018-2019 Carmel High School Ovation Club SCRIP Program

CHS Ovation SCRIP Coordinator, Ann Boldt, ajboldt@aol.com/317-910-8925

The SCRIP Program is a simple way to earn money for Carmel Choirs and help offset (if not completely cover) an individual choir student's yearly fees. It works by having registered members (which may include parents, grandparents, friends/neighbors and any other Carmel choir supporter/patron):

1. Buy gift cards through the Great Lakes SCRIP Center (over 750+ stores, hotel chains, restaurants represented) for everyday spending as well as for presents!
2. Earn rebates (a percentage of the card's face value which varies by vendor/company) credited to the CHS Ovation Club account.

Any student who will be enrolled as a Carmel choir student for the 2018-2019 school year may have their family's earned rebates (*including earned rebates of grandparents/others dedicated to an individual student's account*) applied to their student's yearly choir fee!

If the family's rebate earnings completely cover the 2018-2019 choir fees for their individual student AND that student will be continuing in choir the following year (i.e. 2019-2020), they may have their excess rebate earnings roll over to be applied to the choir fees for the following year. If the student will graduate in 2019, then any excess rebate earnings will remain in the Ovation account and be available to be used for Ovation expenses.

NOTE: excess rebate earnings cannot be paid out to the student/family as they are the assets of CHS Ovation nor can excess rebate earnings be applied to another sibling who is not already enrolled as a Carmel choir student.

An individual student's choir fee may be payable in one lump sum or broken up into three or four payments (see your student's choir-specific payment form). If using SCRIP earnings to offset a student's 2018-2019 choir fees, the SCRIP balance available will be based on the earnings through the last day of the prior month the payment is due:

- SCRIP earnings between December 1st and April 30th for May 15th deadline
- SCRIP earnings between May 1st and July 31st for August 15th deadline
- SCRIP earnings between August 1st and September 30th for October 15th deadline
- SCRIP earnings between October 1st and November 30th for December 15th deadline

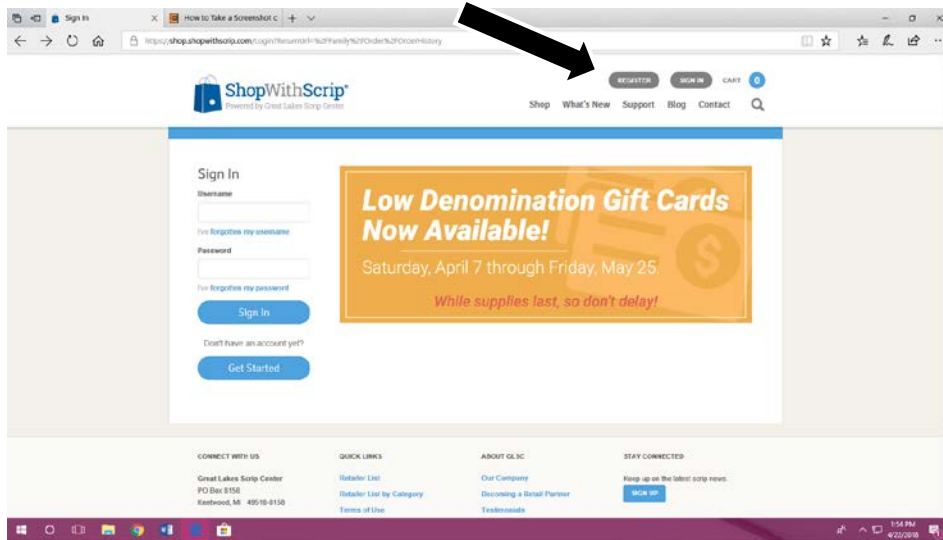
EXAMPLE: 2018-2019 Accent choir fee = \$900; \$225 due on May 15th, August 15th, October 15th and December 15th

- May 15th - Earned \$175 in SCRIP through April 30th (\$175 applied to the \$225 payment due and personal check written to CHS Ovation to cover the balance due of \$50)
- August 15th - Earned \$250 in SCRIP through July 31st (\$225 applied to the \$225 payment with \$25 to be applied to next payment or the full amount of \$250 applied in August and total balance due for the remainder of the year less \$25)
- October 15th - Earned no additional SCRIP (personal check written to CHS Ovation for \$200 which is the balance of the \$225 due)
- December 15th - Earned \$100 in SCRIP (\$100 applied to the \$225 payment due and personal check written to CHS Ovation to cover the balance due of \$125)

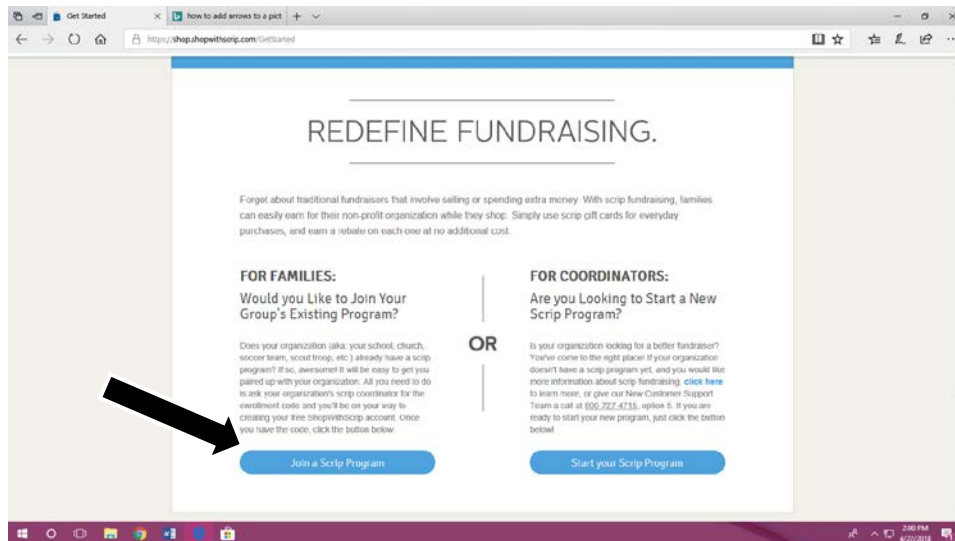
TOTAL SCRIP earned to offset Accent choir fees for 2018-2019 school year = \$525; balance of \$375 paid by personal check

Setting up a SCRIP account

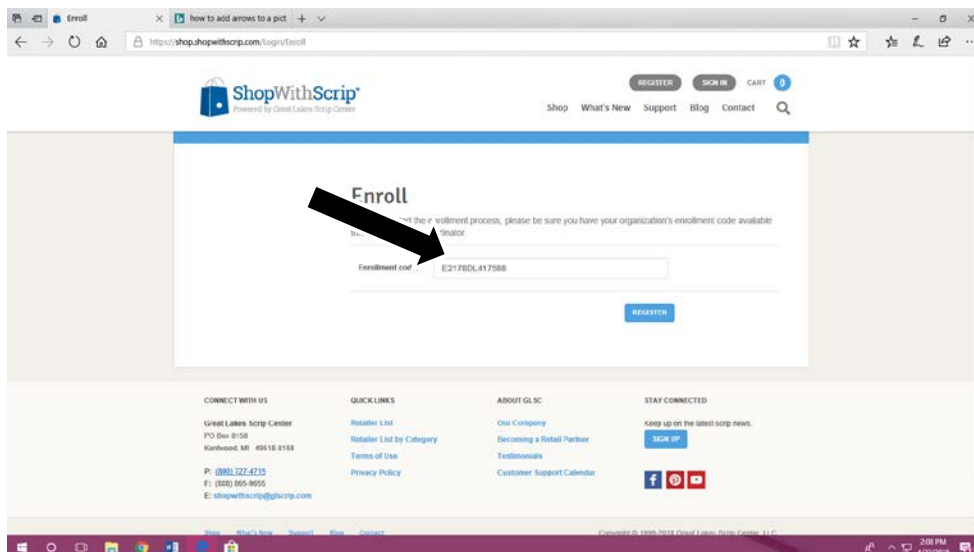
Go to www.shopwithscrip.com and click on Register (link on upper righthand):



Join a SCRIP Program:



Enter the Ovation Enrollment Code: E2178DL417588 (case sensitive – use capital letters):



Register by following directions to set up username, password, account information, email and security questions:

The screenshot shows the registration page for ShopWithScrip. The browser address bar shows the URL <https://shop.shopwithscrip.com/Login/Enroll>. The page header includes the ShopWithScrip logo and navigation links for Shop, What's New, Support, Blog, and Contact. The main content area is titled "Register" and is for the "CHS Ovation Club/ Carmel, IN".

Step 1: Enter your username

Username*

Any unique identifier, such as a name or email address

Step 2: Create and confirm your password

- Must be at least 8 characters long
- Must contain at least 1 Upper Case letter
- Must contain at least 1 Lower Case letter
- Must contain at least 1 Number
- Must contain at least 1 Special character, which is not &, -, or %
- Cannot be your username or email address

Password*

Weak

Confirm Password*

The screenshot shows the registration page for ShopWithScrip, Step 3: Enter your account information. The browser address bar shows the URL <https://shop.shopwithscrip.com/Login/Enroll>.

Step 3: Enter your account information

First Name*

Last Name*

Gender* Female Male

Year of Birth*

Simply type the 4-digit year

Street Address 1*

Street Address 2*

City*

State*

Zip Code*

Phone Number: () -

Cell Phone Number: () -

Student Name:

Classroom / Group:

Teacher Name / Classroom / Group Name

Step 4: Enter your email address

Email Address*

The screenshot shows the registration page for ShopWithScrip, Step 4: Enter your email address and Step 5: Create your security questions. The browser address bar shows the URL <https://shop.shopwithscrip.com/Login/Enroll>.

Step 4: Enter your email address

Email Address*

Confirm Email Address*

I would like to receive emails from ShopWithScrip to keep up on the latest scrip news, including announcements for special promotions and new products.

Step 5: Create your security questions


Security Question 1*

Answer*

Security Question 2*

Answer*

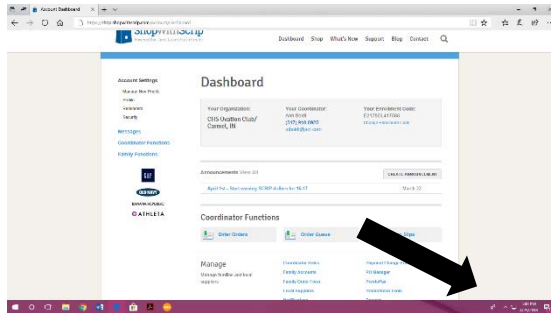
By clicking Register you state that you have read, understand, and agree to the [GLSC Terms of Use](#) and the [Supporter Terms of Use](#).

Validation: I'm not a robot 

Set up secure PrestoPay account (this is the only payment option available; cash/check/credit cards not accepted):

PrestoPay lets you pay for your ShopWithScrip orders online 24/7 by securely linking a bank account to your ShopWithScrip account so you can choose electronic debit when you checkout. The rebate will be automatically credited to CHS Ovation Club. All of the following steps must be completed before you are able to use PrestoPay:

- Click on the PrestoPay link on your Dashboard.




- Enter your bank account and account holder information (a SCRIP coordinator *does not* have access to any of this information).
- Within two business days, Great Lakes Scrip Center will deposit two small amounts in your bank account. Record those amounts when you see them.
- Sign onto www.shopwithscrip.com, enter the two small amounts in your PrestoPay registration to verify the account and choose a PIN number to use for online payment.
- Once you complete the verification, you will see the approval code on that page.
- Email the approval code to Ann Boldt, SCRIP coordinator, at ajboldt@aol.com to complete the enrollment process. **IMPORTANT: In this same email, please note the first and last name of the student/name of their choir that the earned rebates should be applied to.**
- You will be notified once the approval code has been entered into the ShopWithScrip system, PrestoPay will be available as a payment option at checkout.

NOTE: There is \$0.15 convenience fee per order.

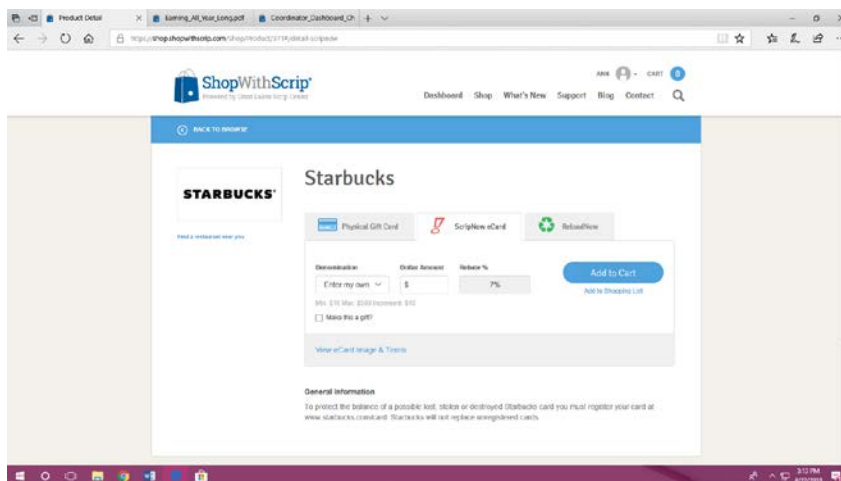
Go Shopping

Explore the site by category: i.e. Mother's Day, casual dining, books and music, etc.; by card type: physical, ScripNow, reload; by percentage rebate: over 4%, over 9%; listed alphabetically, etc.



There are three forms of SCRIP (see screenshot below with the associated icons of each):

- Physical Gift Cards - mailed (cost to CHS Ovation club for shipping; we will offer physical cards three times a year)
- ScripNow – order online, pay online and then either print out a paper gift certificate (eCards) or if ordered through a mobile website, MyScripWallet (www.MyScripWallet.com), redeem on your phone with barcode or digital code/PIN
- Reloadable Gift Card – must first have a physical card that is then reloaded at www.shopwithscrip.com or on the mobile website, MyScripWallet (www.MyScripWallet.com)



Ordering Physical Gift Cards

This will occur three times from now until the end of the 2018-2019 school year:

Deadlines for orders to be entered at www.shopwithscrip.com (PrestoPay will need to be set up by the time you place your order)

- **May 20, 2018** (be thinking about what reloadable cards you may need – grocery, gas as well as physical cards for graduation gifts, wedding gifts, vacations, hotels, airlines)
- **November 20, 2018** (be thinking about what reloadable cards you may need – grocery, gas as well as physical cards for holiday gifts, travel over winter break)

- **May 20, 2019** (be thinking about what reloadable cards you may need – grocery, gas as well as physical cards for graduation gifts, wedding gifts, vacations, hotels, airlines)
1. Everyone who wants physical cards places their order by the above deadlines. Reminders will be sent out.
 2. The day after the deadline, the SCRIP coordinator will release all of the orders to Great Lake Scrip Center.
 3. It takes approximately 3-5 business days for the SCRIP coordinator to receive the entire order of physical gift cards.
 4. The SCRIP coordinator will notify everyone when the orders are available for pick-up. Directions will be provided in regards to when and where to pick up the orders.
 5. SCRIP orders must be picked up adults unless the parent/adult provides written permission via email to release the order to their student.

Setting up MyScripWallet

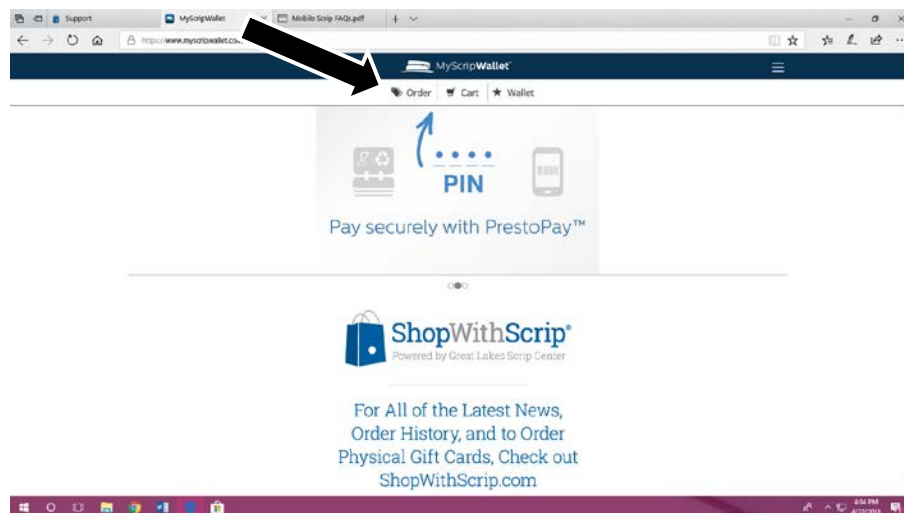
MyScripWallet is accessible on either iPhone or Android devices and gives access to more than 250 of your favorite brands available in ScripNow eCards, and over 75 brands that can be reloaded.

Go to www.MyScripWallet.com using the Safari browser on an iPhone or the Chrome browser on an Android phone.

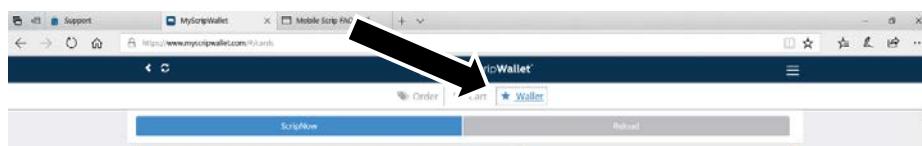
To add to your home screen:

- **On an iPhone**, select the upward arrow icon at the bottom of the screen. Choose 'Add to Home Screen', then 'Add'. Click on the new icon to access the site just as you would to open an app.
- **On Android phones**, access the Chrome menu button and select 'Add to home screen', then 'Add'. Click on the new icon to access the site just as you would to open an app.

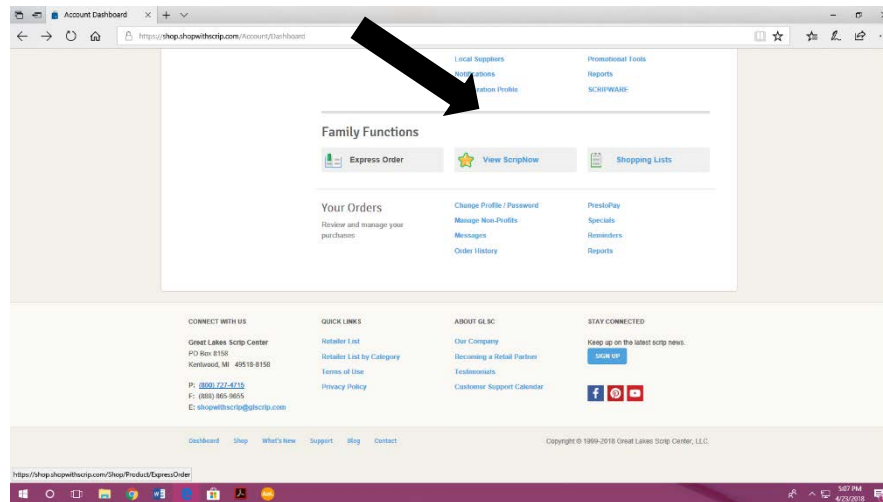
You will use your existing ShopWithScrip username and password to login and will also use PrestoPay to pay for any orders placed on MyScripWallet.



After an order has been placed on MyScripWallet and paid for through PrestoPay, go to the wallet link to redeem ScripNow or the Reload (need to have physical card already for Reloads). It usually takes a few minutes before the gift card will appear in your wallet; Great Lake Scrip Center will also send an email when the ScripNow is ready:



After an order has been placed on www.shopwithscrip.com and paid for through PrestoPay, go to View ScripNow where you will see a tab for ScripNow or Reloads listed under unclaimed (need to have physical card already for Reloads). It usually takes a few minutes before the gift card will appear in your wallet; Great Lakes Scrip Center will also send an email when the ScripNow is ready:



A few last comments:

- Regularly visit Specials or What's New on your ShopWithScrip Dashboard.
- You may be asked to verify your account occasionally; if so, Great Lakes Scrip Center will send you a text/email with a code that you will need to enter before you can get into your account.
- Order History Reports may be run under Family Functions (left hand side) or Order History (under View ScripNow) on your ShopWithScrip Dashboard.

Example of an order:

Product	Qty	Percentage	Face Value	Line Total	Earnings Total
23320727		3/2/2018	\$240.00	\$28.40	
Old Navy ScripNow!	1	20.0%	\$10.00	\$100.00	\$20.00
Staples ScripNow!	1	5.0%	\$10.00	\$70.00	\$3.50
Starbucks \$10 - \$500 ScripNow!	1	7.0%	\$10.00	\$50.00	\$3.50
Starbucks \$10 - \$500 ScripNow!	1	7.0%	\$10.00	\$20.00	\$1.40
Total				\$240.00	\$28.40

Questions – Contact CHS Ovation SCRIP Coordinator, Ann Boldt, at ajboldt@aol.com or 317-910-8925.